

## Promotion Tool

### 02-1 Providing Information

02-1-1 Inter BEE Official Web Site

02-1-2 News Center

Important

### 02-2 Correspondence With Media

02-2-1 Press Releases

02-2-2 International Visitor Service

Please cooperate

### 02-3 VIP

02-3-1 VIP Registration

02-3-2 VIP Room

### 02-4 Customer Relations

02-4-1 Invitation Leaflet

Important

02-4-2 Barcode System for Visitor Registration

02-4-3 Business Meeting Room

02-4-4 Visitor's Badges Identification

### 02-5 Sales Promotion

02-5-1 Customers' Room

02-5-2 Presentation Room

02-5-3 Meeting Room

02-5-4 Suite Room

### 02-6 Advertising Media

02-6-1 Web Site Banner Advertisement

02-6-2 E-mail Magazine Text Banner Ads

02-6-3 On-site Signboard Ads

02

# Inter BEE Official WebSite

## OFFICIAL WEBSITE RENEWAL!

Inter BEE's Official Website **InterBEE online** is a portal site to provide information not only for visitors but also for industry professionals. We revamped searching capabilities and design in order to improve usability of the website. The website offers exhibitor information, conference information, access information as well as information covered extensively by Inter BEE News Center.

## InterBEE online SPECIAL FEATURES!

This helpful website provides you with the latest news of the industry and Inter BEE information throughout the year.

The screenshot shows the InterBEE online website interface with several callout boxes highlighting specific features:

- Free word search:** A search bar at the top of the page.
- Web banner advertisement:** A banner for 'KDDI IPTV Solution canaria' on the right side.
- Industry information:** A section on the right titled 'Industry News' listing various news items.
- Inter BEE TV:** A section on the right titled 'Inter BEE TV' with a video player.
- Management Secretariat News:** A callout pointing to the 'Pre-registration' and 'Exhibitors' sections on the left.
- Online Magazine:** A callout pointing to the 'Online Magazine' section in the center.
- Exhibitor update information:** A callout pointing to the 'Update by Exhibitors' section on the left.
- Exhibitor press release information:** A callout pointing to the 'Press Release by Exhibitors' section on the left.

## ■ Exhibitor Exclusive Page

The website offers a page dedicated to each exhibitor where they can enter their own information while viewing other pertinent information such as individual guides in real-time.

## ■ HOW TO MAKE ENTRIES ON THE EXHIBITOR INFORMATION PAGE

To list information on the Exhibitor Information page, first log in onto the Exhibitor Exclusive page and then enter the pertinent information. In addition to allowing you to list detailed exhibitor information, the Exhibitor Exclusive page also lets you download text materials, access online document submission services, and view bulletins from our office.

### (1) Contents listed on the Exhibitor Exclusive page

- Address
- Booth points of interest
- Exhibit product information (3 points)
- Exhibit product name
- Exhibit product description
- Exhibit product photo
- List of other exhibit products
- Press releases
- Booth event information
- Related links

### (2) Download text documents of all types

- Exhibit guide
- Exhibitor manual
- Camera-ready art
- Banners of various types
- Sector area maps

### (3) Document submission screen

- Online document submission of all types
- Download documents for submission
- Check status of submitted document type

### (4) Bulletins from the office

Online Magazine and **InterBEE TV**

**InterBEE online**, the official website of Inter Bee, will provide information to potential visitors through its Online Magazine and **InterBEE TV**. The magazine publishes articles and **InterBEE TV** shows videos about the latest industry information such as information about exhibitors and exhibitions related to Japan and countries overseas.

We plan to shoot footage of all the booths during the show and distribute the videos on **InterBEE TV**. We'd appreciate it if you could cooperate with us in covering your booth.

- ※We are going to distribute information on the website and provide product information of each exhibitor to potential visitors throughout the year.
- ※Students who are aiming to get into the broadcast industry will join the press crew as a part of an academic-industry collaboration project during the show.
- ※Inter BEE TV will be broadcast with the cooperation of Youtube. You can watch it not only on your PC but also on mobile terminals such as your cell phone or iPod.



InterBEE online



Online Magazine



InterBEE TV

■ HOW TO LOG IN TO THE EXHIBITOR EXCLUSIVE PAGE

(1) First access **InterBEE online** (<http://www.inter-bee.com>) and then click on the Exhibitor's page icon.



(2) Log in by entering the ID and Password received from the space assignment committee and display the Exhibitor Exclusive page on the screen.



(3) Select the menu and follow the navigation instructions.



Menu screen



Entry screen

[English text entry advice]

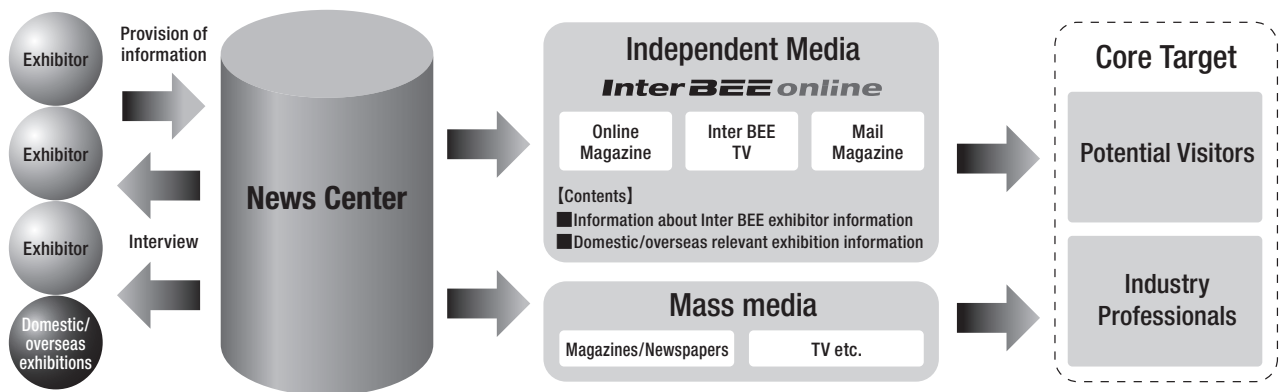
The English page is designed to be viewed primarily by overseas users so please use only regular-size English characters (1-byte) when making entries. Do not use full-size (2-byte) characters such as in those found in Japanese and / or foreign language software as these 2-byte characters (full-size) will not be legible on English-language only PCs.

# Inter BEE News Center

## Inter BEE News Center

**Inter BEE News Center** is a planning / press / editing team that distributes information such as exhibition information provided by each exhibitor as well as information about exhibitions related to Japan and countries overseas.

Information provided to the **Inter BEE News Center** is distributed in the form of articles and videos by the press team. The information is provided to target customers through the Online Magazine and **Inter BEE TV** on the **Inter BEE online** website.



You can use the Inter BEE News Center free of charge. Please utilize it actively and cooperate with our press team.

## Inter BEE News Center's activity schedule

	Covering Inter BEE exhibitors	Covering domestic/overseas relevant exhibitions	Column
Apr.		Cover NAB	Report of latest digital image 3D Japanese Films Music Hall Movie Shooting Etc  Updated regularly
May			
Jun.		Cover Broadcast Asia	
Jul.	Start covering exhibitors		
Aug.		Cover BIRTV	
Sep.		Cover IBC	
Oct.		Cover CEATEC JAPAN	
Nov.	Plan to shoot footage of all the booths during the show		
Dec.			
Jan.			
Feb.			
Mar.			

## Contact the News Center

### 1. FAX

Please fill out "News Center Information Distribution Application" below and send it to the fax number below.

FAX: 03-5402-7605

### 2. E-mail

Please send an e-mail with exhibitor name, the names and characteristics of products / technologies you wish to advertise, contact name and contact information to the e-mail address below. The subject should be "Information Provision"

E-mail: newscenter2009@mls.inter-bee.com

Inter BEE supports media exposure through the following methods.

#### ■ Press release posting on the **InterBEE online**

Exhibitors' press releases can be posted on **InterBEE online** by inputting into the Inter BEE Exclusive Exhibitor site. Note: For details on the Exclusive Exhibitor Site, please see 02-1-1.

#### ■ Press release posting at the Inter BEE Press Room

A press room will be set up during Inter BEE on the 1st floor of Hall 5, which will provide various services for media personnel such as the dissemination of information. In the press room, information on new products, technologies, etc., from all exhibitors will be made available to media agencies in the form of press releases, novelties, and other related press kits. Therefore, we strongly recommend that each exhibitor prepare press releases and press kits for distribution.

##### Format:

No particular format requirements. Exhibitors can use their own press releases and press kits.

Promotional videos and CD-ROMs and other giveaways in addition to press releases can also be placed.

Content: Press releases should include:

1. Exhibiting company's name
2. Exhibition Category
3. Booth number
4. Address and telephone number for inquiries

Number of Copies to submit

1. Japanese: 50 copies
2. English : 20 copies

Submission Deadline and Address

Please submit press release directly to the on-site Press Room on November 17.

## International Visitor Service

---

Inter BEE adopts a variety of measures to impress visitors from overseas. These include making our website available in different languages (with particularly extensive information in English), providing notices in different languages, adopting international symbols on notice boards at exhibition venues, and setting up special events for overseas visitors. In view of the high number of overseas visitors expected to attend this year's exhibition, we ask for the assistance and cooperation of exhibitors in creating an environment that will impress such visitors.

- (1) Register English-language information in the Inter BEE exhibition information database
- (2) Provide English-language press releases
- (3) Make English-language materials available
- (4) Assign staff that can communicate with overseas visitors
- (5) Use different languages and international symbols in notices and panels at exhibition booths



## VIP Registration

Following VIP services are available for vital customer and executives (directors and above) from exhibiting companies who visit the site by car. Please fill in VIP Registration or fill in the data in an designated excel format and submit it to Japan Electronics Show Association by Friday, November 6, 2009. The excel format can be downloaded at Download Corner on the Exclusive Exhibitor Site. When registered VIP visits the site, please be sure to check in at the VIP reception desk located in the first floor of International Conference Hall.

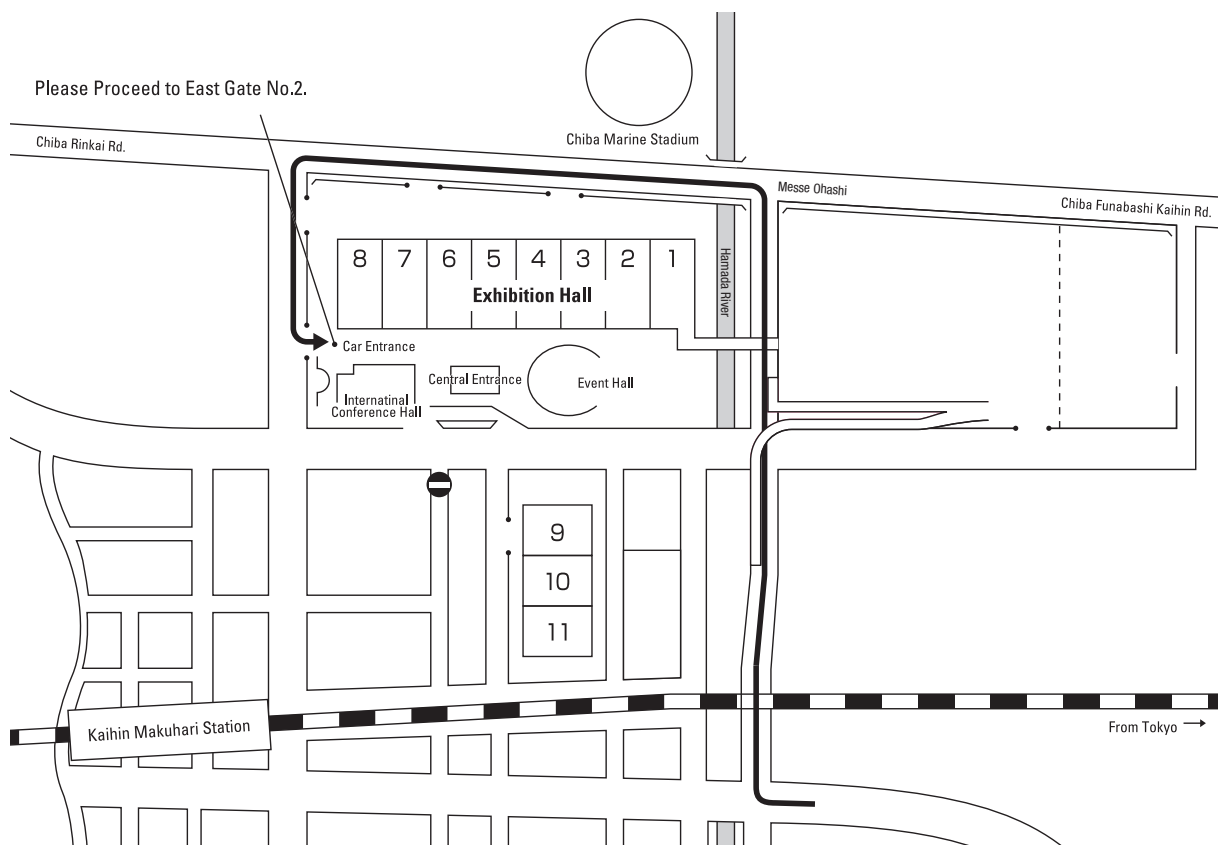
### ■ VIP car escort service

VIP Vehicle sticker will be issued (valid through the event). The VIP vehicle with the sticker can enter from the gate to VIP Reception Counter. VIP vehicle parking lot will be reserved. VIP vehicle sticker is will be distributed around Wednesday, November 11. The back of the sticker shows entry route to the exhibition site. (Note: This sticker is valid only for VIP visit, not allowed to use any other purpose, such as commuting between your office and Makuhari Messe.)

### ■ VIP Reception Counter

VIP Reception Counter will be set up in the first floor of International Conference Hall and staff will provide following services:

- (1) Entry to the site
- (2) Car page, car allocation
- (3) Venue information



## VIP Room

VIP Room will be set up in the International Conference Hall. Exhibitors who wish to use the room, are required to submit Application for VIP Room to Japan Electronics Show Association by Friday, November 6.

**Room capacity**

From 6 up to 8 people

**Room charge**

¥5,250 per hour per room (drink service and tax included).

**Hours**

From 1 to 2 hours at a time, between 9:00 a.m. and 5:00 p.m. from November 18 to 20.

**Facilities**

(1) Reception set

(2) Exhibition information

(3) 1 soft drink for each participant (coffee, tea, orange juice, cola, oolong tea and beer (small bottles))

Note : Meal services (Shokado Bento box lunch) are available.

Shokado Bento box lunch



¥2,100 (tax included)



¥3,500 (tax included)




## Invitation Leaflet

### ■ Invitation Leaflet

150 Japanese invitation leaflets (with envelopes and registration cards) per one booth and English invitation leaflets will be distributed to exhibitors free of charge. Exhibitors requiring invitation leaflets should fill in the "Application for Invitation leaflet" and submit it to the Japan Electronics Show Association by Friday, August 31.

Design image for Envelop



### ■ Supplementary materials

If additional materials other than those initially provided to you are required, they will be available for sale at the following costs:

Complimentary ticket, letter of invitation, and envelope set: ¥30 per set (including consumption tax).

Complimentary ticket and letter of invitation set: ¥20 per set (including consumption tax).

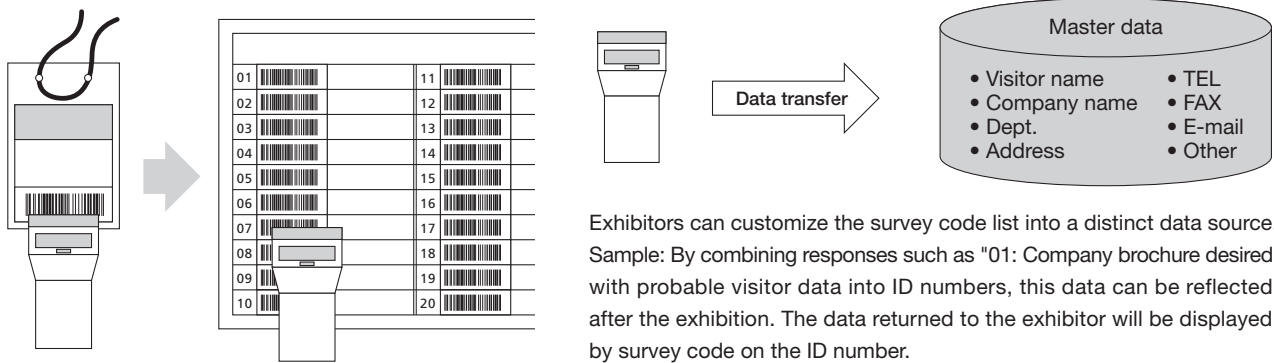
Envelopes: ¥10 each (including consumption tax).

### ■ Schedule of distribution of materials from the Management Office to exhibitors:

Orders for complimentary tickets, letters of invitation, and envelopes received by the deadline will be sent from the Management Office to exhibitors in late September.

# Barcode System for Visitor Registration

A barcode system will be used to register visitors. All visitors are required to carry an entry pass printed with a barcode while inside the exhibition grounds. Barcode readers in every booth allow exhibitors to read these barcodes and gather data about visitors. In addition, by using the Exhibitor's Survey CodeList, this system can also be used to gather visitor data specific to your exhibit. All exhibitors requesting the bar code registration system are required to fill in and submit the "application for Visitor Barcode" Service to Neonet Inc. by Friday, November 6.



Exhibitors can customize the survey code list into a distinct data source. Sample: By combining responses such as "01: Company brochure desired" with probable visitor data into ID numbers, this data can be reflected after the exhibition. The data returned to the exhibitor will be displayed by survey code on the ID number.

## Barcode System Advantages

1. No need to manually record visitor information during the exhibition or to input business card contents afterwards.
2. Information on visitor questionnaires will be included in the data supplied a week after the exhibition (by November 30). It can immediately be used for post-exhibition sales activities. The data will be provided in a excel format for exhibitors to process easily.
3. In addition to receiving ID data, exhibitors can use the Exhibitor, s Survey Code List to obtain data to create databases of individual categories and information on the interest visitors showed in individual products for quick reflection in marketing activities.
4. Visitor data is digitized, and the system itself is ongoing, allowing exhibitors to execute original database marketing activities, including the calculation of visitor statistics and visitor background management.
5. Exhibitors , original questionnaires may be linked to this system with additional fees. The details will be discussed upon request.

## Exhibitor's Survey Code List

The Exhibitor's Survey Code List will be provided per user of the barcode system prior to the exhibition. This is an A4-size sheet of paper that allows exhibitors to assign 20 information codes specific to their For example, the list can be used to create codes for surveys that visitors fill out in booths, or to exhibits. assign codes to catalogs and other publications distributed to visitors. After the exhibition concludes, data from barcode readers will be tabulated according to individual exhibitors' code lists to provide customized data, in addition to data about the exhibition as a whole. Two sheets will be prepared; one with code numbers 1 to 20 and the other with 21 to 40, which allows exhibitors to assign 40 information codes. Two copies of each sheet will be provided. Upon delivery of code list, the hardcopy will be delivered in order to avoid errors in reading. Barcode sticker will enable exhibitors to create exhibitor's own designed survey code list.

Thus, you can use this code list as a distinctive and effective tool tailored to your company's marketing needs. To use it, first fill in the items for your company on the survey code list, and then read the codes with your booth's barcode reader. The data collected during the exhibition will be collated and returned to you with numbers corresponding to the items on your list.

Code list example

01		Product explanation	11		Strength of lead
02		Catalog	12		Person in charge
03		Meeting	13		No. of visits
04		Estimate	14		Invited visitor
05		Demo	15		

## Barcode System for Visitor Registration

### ■ Delivery option

#### 1. Delivery Item

Information on visitors' business card (excluding URL), contents on Inter BEE visitor questionnaire, survey codes (if survey code list used)

#### [Condition of visitor data input]

Minimum information that can identify visitors, such as visitor name and contact information will be delivered.

**Examples: (followings are valid information)**

(visitor's name and phone number) / (visitor's name and Fax number) / (visitor's name and E-mail address) / (visitor's name and address), etc.

Notabilia about delivered data

In some cases, delivered visitor data contains unreadable characters. This is because some visitors use nonstandard characters, symbols or unreadable handwritten input that barcode readers unable to read.

#### 2. Delivery choice

Microsoft Excel format

CD-R delivery

\*Delivered data will be encrypted due to security measures

### ■ Barcode System Usage Fees

The Show Management Secretariat bears system standard charge and the rental charge for one bar code reader. Any other expenses charged to exhibitors will be sent by Neonet Inc., which is in charge of the bar code registration system.

System standard charge		1st reader : Free
		2nd reader or more: @¥8,400 / reader
Contents to be delivered	Contents a. Data on visitors (CD-R)	@¥47
	List on visitors	@¥52
	Data on visitors (CD-R) + List on visitors	@¥63

The barcode rental fee will be payable by credit card on last day of the event.

### ■ Using the System

Legislation to protect personal information was enacted in Japan in April 2005. Inter BEE appropriately as endeavors to ensure that personal information, including of visitors, is acquired and handled the law requires. We also ask that exhibitors, whether using the barcode system or not, acquire and handle personal information about booth visitors in an appropriate manner. Exhibitors using the barcode system will be asked to sign a written declaration concerning the handling of personal information. The barcode system will not be available to exhibitors who do not sign the declaration. The declaration will be sent upon receipt of the Application for Visitor Barcode System.

# Business Meeting Room

Rooms will be set aside for business discussions and where clients can be received.

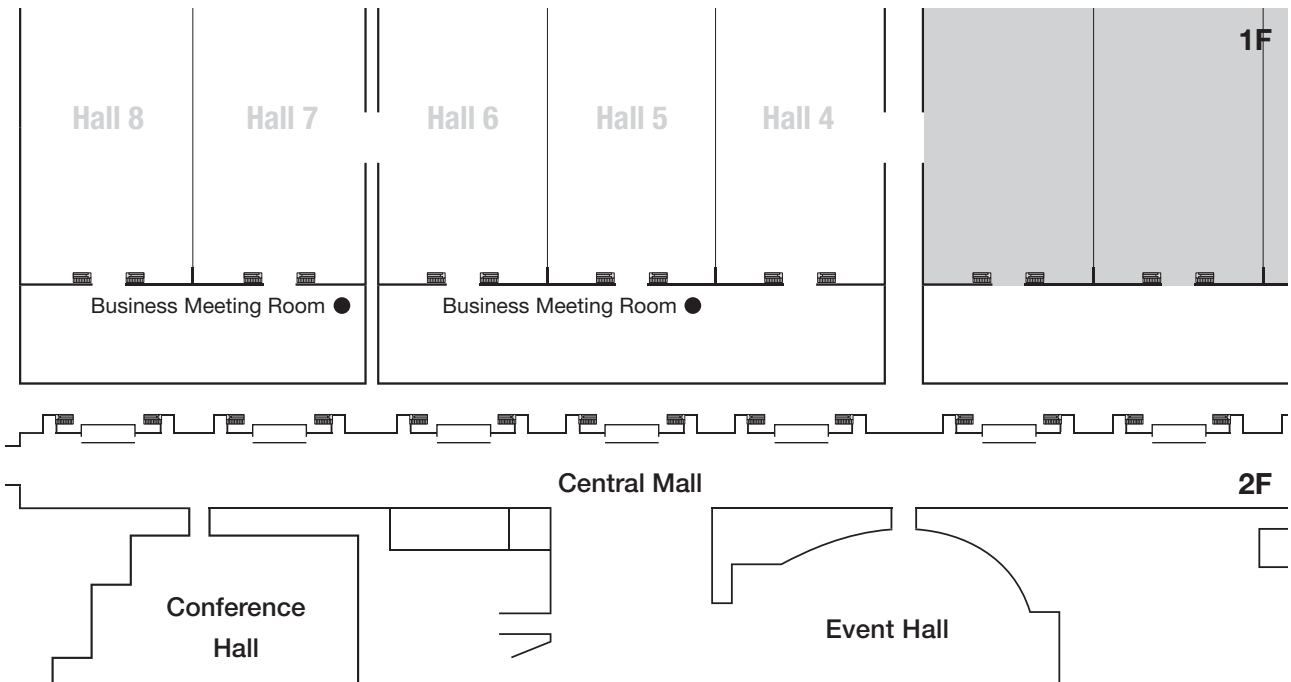
- (1) Facilities : Table, Chairs, Free drink
- (2) Location : Exhibition Hall 5, 7, 1F
- (3) Period : November 18 to 20 10:00 a.m. to 5:30 p.m. (until 5:00p.m. on Nov. 21)

## ■ Use method

Please show your exhibitor badge at the entrance when using these rooms.



Inter BEE 2008



# Visitor's Badges Identification

Visitor's badges will be color-coded as follows, in order to identify type of business for visitors.

## ■ Type of business

①User	State-run Broadcasting Station
	Commercial TV Broadcaster
	Radio Station
	Postproduction
	Production House
	Video Software Production Company
	Recodring Company
	Related PA Equipment
	Related CATV
	Related Stage and Lighting
	Related Contents Publishers
	Related Internet Business
	Telecommunications Carrier
	Content Delivery Network
	Facilities and Stores
	Government office, Organization
	Other User
Trading Company	
Other User	
②Manufacture	Equipment Manufacture
③General	Ad Agency
	Other
④Student	Student

①User (Pink)



②Manufacture (Blue)



③General (Orange)



④Student (Yellow)



## ■ Other visitors

International (Green)



Press (Black)



※Badge Design is subject to modification.

# Customers' Room

Customers' room will be set up in the second floor for exhibitors to hold meetings, interviewing and workshop in comfortable environment. Those who want to use the customers' room are requested to submit the "Application for customers' room" to Japan Electronics Show Association. Application will be accepted on a first-come-first-served basis and application will no longer be accepted after all rooms are filled.

## Overview of Facilities

(1) Facility dimensions: 62m<sup>2</sup> (4.9m x 12.7m)

Power supply specifications (100 V and 200 V, 50 Hz, power supply capacity 1kW) and equipment: counter tables, counter chairs.

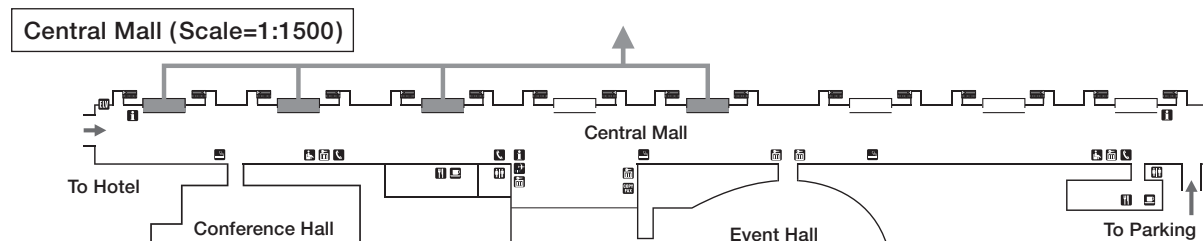
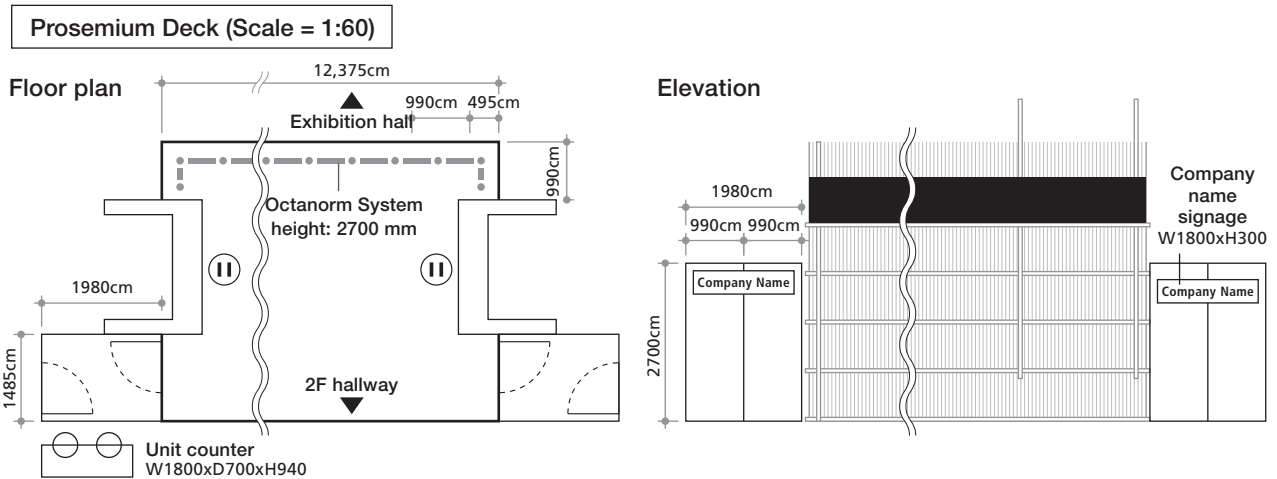
(2) Location: Proseminum Decks (4, 6, 7, 8) on the 2nd floor

(3) Rental fee: ¥210,000 (including consumption tax).

(4) Rental period: November 17 (Tuesday) – 20(Friday)

(5) Notes:

- The use of these facilities is restricted to product introductions to visitors; product displays and /or demonstrations are prohibited.
- Indoor fixtures must be prepared individually and the installation of fixtures other than those provided by the Management Secretariat (e.g. counter tables and chairs) outside of the rooms is prohibited.
- Walls will be installed with system panels in the exhibition halls; however, printing of company names or logos in the exhibition hall is prohibited.
- Concerning electricity use, enter the capacity in accordance to the "Application for Supply of Electricity". (see appendix 04-2./5.1.)



Local reference image





# Presentation Room

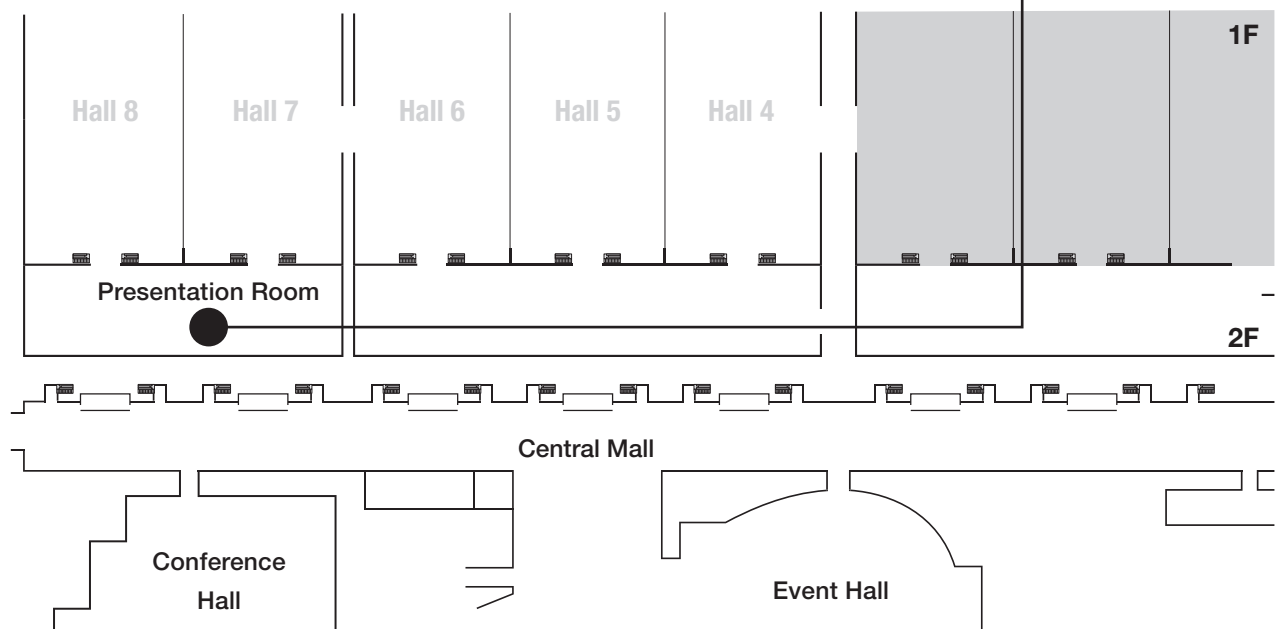
Presentation room will be set up in the Exhibition Hall for exhibitors to hold presentation seminar and press briefing in convenient environment. Those who want to use the presentation room are requested to submit the “application for Presentation Room” to Japan Electronics Show Association. Application will be accepted on a first-come-first-served basis and application will no longer be accepted after all rooms are filled. The maximum applicable time unit is 2 per one company per day. No application will be accepted after we have reached full capacity. Application will be accepted in order of application arrival.

- (1) Specifications : 82m<sup>2</sup>
- (2) Facilities : Capacity 30 persons, Podium, Projector, Screen, PA system
- (3) Location : Exhibition Hall 7, 1F
- (4) Fee : ¥ 10,500 (Including consumption tax) per an hour and a half
- (5) Period : November 18(Wednesday) to 20(Friday)

Time-table is are shown below

A	9:45 ~ 11:15
B	11:15 ~ 12:45
C	12:45 ~ 14:15
D	14:15 ~ 15:45
E	15:45 ~ 17:15

\* Preparation time is in cluded.  
Please leave the room in time.



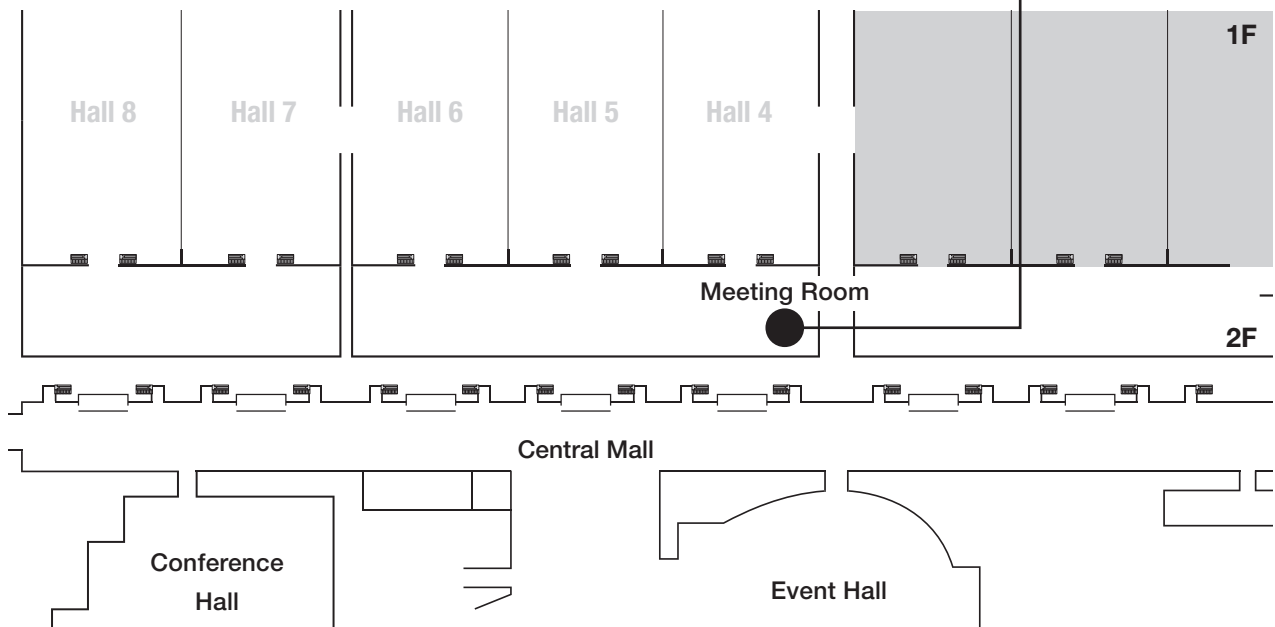
# Meeting Room

Meeting room will be set up in the second floor for exhibitors to hold meetings with visitors. Those who want to use the meeting room are requested to submit the "application for meeting room" to Japan Electronics Show Association.

Application will be accepted on a first-come-first-served basis and application will no longer be accepted after all rooms are filled.

- (1) Specifications : 82m<sup>2</sup> (4.9m x 12.7m)
  - (2) Location : Exhibition Hall 4, 1F
  - (3) Fee : ¥5,250 (Including consumption tax) per 45 minuets.
  - (4) Period : November 17(Tuesday) to 20(Friday)
- Time table is show below

A	9:00 ~ 9:45	F	14:00 ~14:45
B	10:00 ~10:45	G	15:00 ~15:45
C	11:00 ~11:45	H	16:00 ~16:45
D	12:00 ~12:45	I	17:00 ~17:45
E	13:00 ~13:45		



## Suite Room

Suite Room will be set up for exhibitors to hold meeting, demonstration and seminar in private room. Those who want to use the customer's room are requested to submit the "Application for suite room" to Japan Electronics Show Association. Application will be accepted on a first-come-first served basis and application will be no longer be accepted after all rooms are filled.

## ■ Overview of Facilities

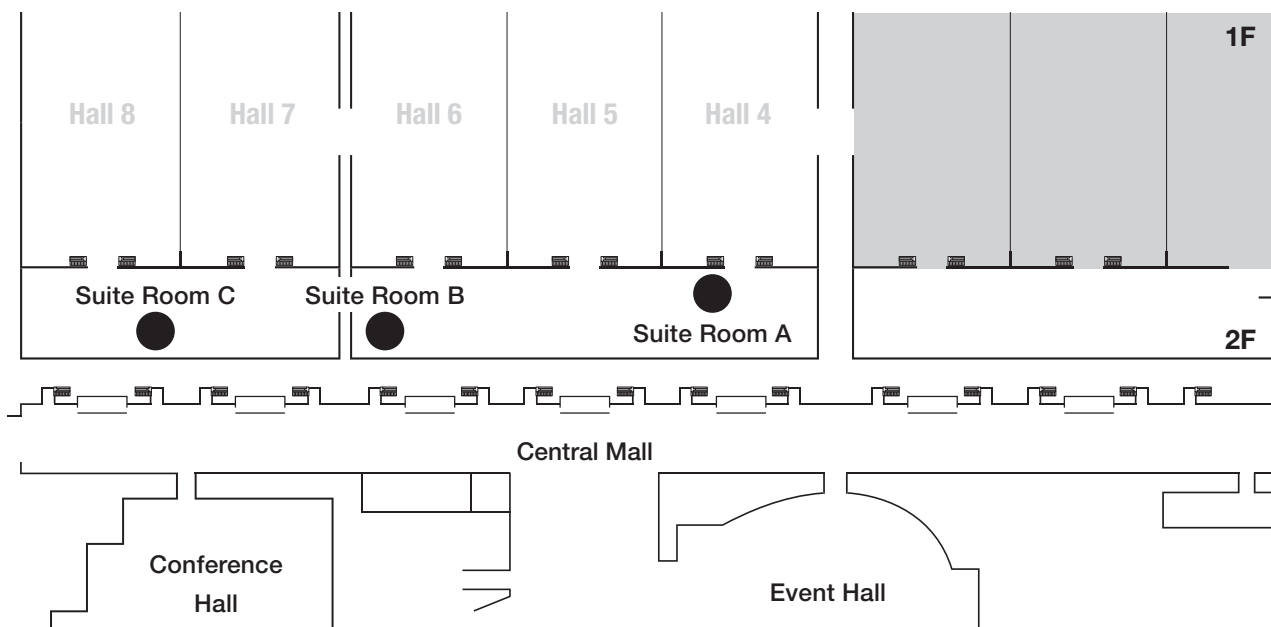
### (1) Specification and price

Room	Location	Area	Room charge (including tax)
Suite Room A	Exhibition Hall 4, 1F Multipurpose room	181m <sup>2</sup>	¥1,050,000
Suite Room B	Exhibition Hall 6, 1F Conference room	116m <sup>2</sup>	¥735,000
Suite Room C	Exhibition Hall 8, 1F Conference room	116m <sup>2</sup>	¥735,000

(2) Duration of use: November 16(Monday) to 20(Friday)

(3) Notes:

- Product displays are prohibited.
- After applying, please submit your floor plan for review and confirmation by the Management Secretariat,
- Fittings and other equipment to be installed in Suite room should be prepared by the exhibitor.
- Electricity construction (after the setup of distribution boards) should be carried out by the applying exhibitor.
- Power consumption fees will be paid by the exhibitor. When you use electric power, please submit "Application for power supply" (refer 04-2-5.1)
- Suite room door locking will be handled by the Management Secretariat, so please contact the office in Hall 5 to lock and unlock these doors.
- The Management Secretariat reserves the right to make adjustments to suite room locations.



## Web Site Banner Advertisement

Exhibitors are invited to place banner ads on the **InterBEE online**

Exhibitors can post advertising banners on the Inter BEE Online portal site to enhance your company's PR activities. If you wish to use this site, please submit the "Application for Web Site Banner Advertisement" by Monday, August 17. Up to six companies will be eligible to participate and applications will be processed in the order they arrive.

### ■ Placement Method

Constantly randomly displayed in a distinct frame on **InterBEE online** top page.



— Banner Ads Space

**InterBEE online** Top page

### ■ Period of Placement

August 24 to December 21 (Planned)

### ■ Size

40 pixels (h) x 190 pixels (w)

### ■ Price

¥105,000 (including consumption tax)

### ■ Material Submission

#### (1) Deadline

Wednesday, August 19

#### (2) Submit to

Japan Electronics Show Association (See page 01-3-2)

#### (3) Material Format

File size : Up to 20KB

Format : GIF. JPEG, 1 loop of animated GIF may be used.

#### (4) Submission Instructions

Submit by E-mail or CD-R. If submitted by e-mail, attach a non-compressed file with URL to be linked.

## E-mail Magazine Text Banner Ads

---

The database for visitors of previous Inter BEE exhibitions will be used along with a variety of event information to create a helpful email magazine for participants. This email magazine is designed to promote pre-registration, enhance access to the official homepage, raise the level of awareness before the exhibition is held, etc., and it will also include text banner advertising from exhibitors. To insert advertisements in this magazine, exhibitors are requested to submit the "Application for Email MagazineText Banner Ads" to Japan Electronics Show Association by Monday, August 17.

There is a limit to the number of advertisements that can be included in the magazine and applications will be processed in the order they arrive.

---

### ■ Details:

- (1) The approximately 38,000 individuals in the visitor database who registered or provided us with information will have access to the email magazine. 2009 participants who have pre-registered will also be included.
- (2) Scheduling: Ad insertion for the email magazine will be made available weekly from the 4th week of September until the 4th week of November. For each week, only the first three applications will be accepted.

---

### ■ Fees

Ad insertion fee: ¥105,000 (including consumption tax) for three insertions

---

### ■ Documentation requirements

1. Submission deadline: by Tuesday on the week the desired ad insertion date.
2. Submit to: Japan Electronics Show Association (see appendix 01-3-2.).
3. Document format: Text data only, up to 38 characters x 7 lines (266 characters) of Japanese double-byte characters.

Use the template that the Management Secretariat sent you after your application was received.

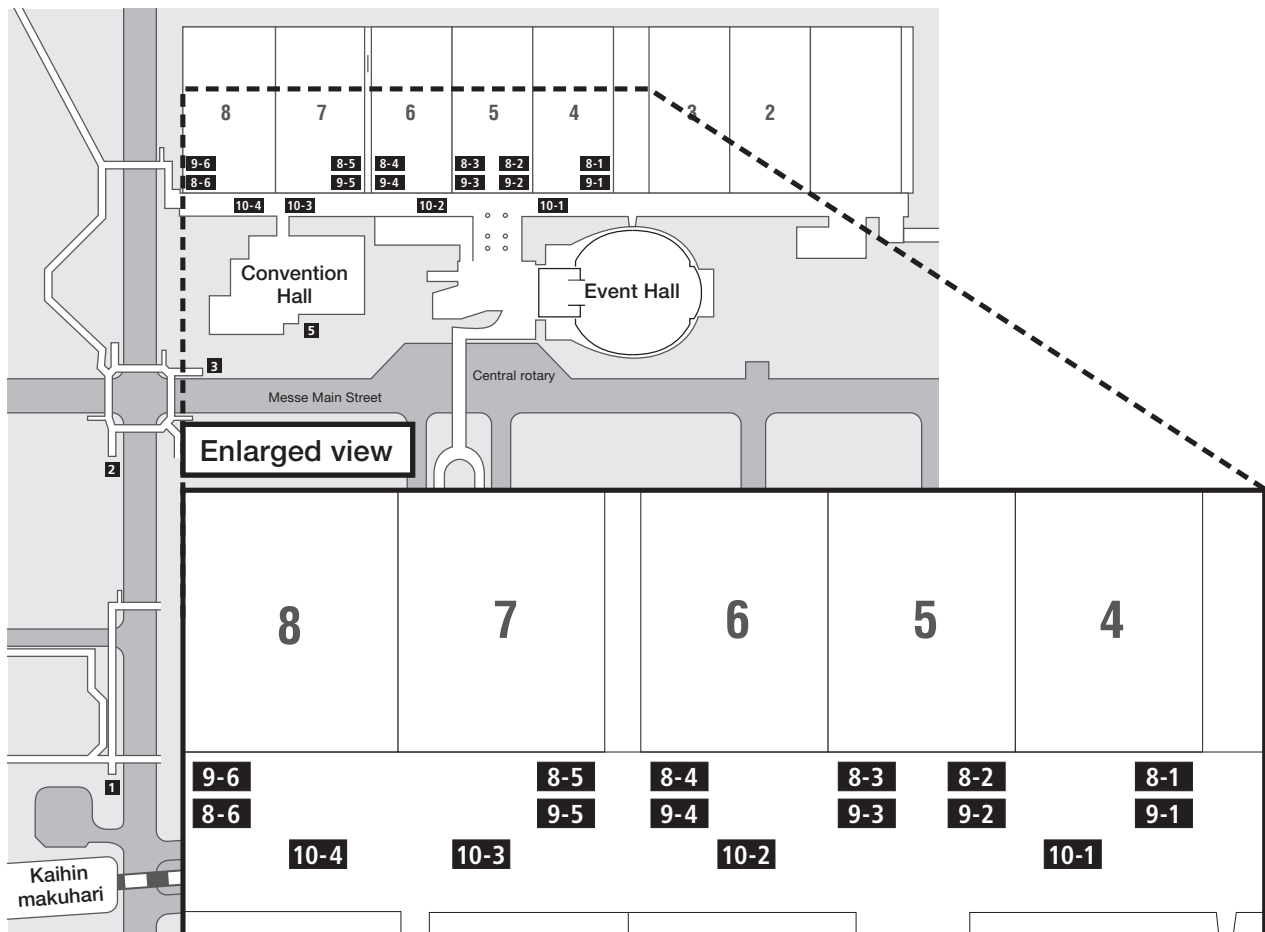
**\*Ad contents are restricted to information about your Inter BEE 2009 exhibition. Also, make sure to include the name and booth number of the exhibiting company.**

4. Submission method: Submit by email to [exhibitor@inter-bee.com](mailto:exhibitor@inter-bee.com)

## On-site Signboard Ads

Inter BEE offers signboard ad spaces outside the exhibition site and in the surrounding area in various ranges of signboard size and location for exhibitors to enhance advertising effectiveness and visitor promotion. Exhibitors who require On-site Signboard Ads, are required to submit the "Application for On-site Signboard Ads" by Friday, September 18.

### ■ Sign board Ads arrangement plan



### ■ Insertion locations and publication fees

Refer to the on-site sign and banner advertisement publication fees (appendix 02-6-4-.2) for further details.

### ■ Submission Deadlines

(1) Deadline: Friday, October 30.

(2) Submit to: Murayama (See page 01-3-2)

Please submit data on CD-R.

(3) Format:

Full-color output will be attached to the signboard. The exhibitor's booth number must be specified in the ad space. Data should be Illustrator Ver10.

(4) Production services:

At the exhibitor's request, we will arrange for the production of sign banners.

Booth numbers will be printed in these sign banners.

On-site Signboard Ads

Providing Information

Correspondence With Media

VIP

Customer Relations

Sales Promotion

Advertising Media

■ Ad information and fees


① Kaihin Makuhari Station arch signboard

Code 1

Offer to sell: 1 (both sides/ 4 spaces)

Size: 400 mm (h) x 650 mm (w)

Price: ¥ 1,050,000 (including tax)



※Image

② Walkway signboard

Code 2

Available spaces: 1 (both sides)

Size: 500 mm (h) x 1,100 mm (w)

Price: ¥ 472,500 (including tax)



※Image

③ Pedestrian overpass escalator signboard

Code 3

Available spaces: 1 (both sides)

Size: 750 mm (h) x 1,600 mm (w)

Price: ¥ 577,500 (including tax)



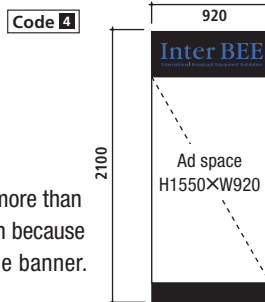
※Image

On-site Signboard Ads

④ Exterior bowed sign

Available spaces: 8 (both sides)  
 Size: 1,550 mm (h) x 920 mm (w)  
 Price: ¥ 157,500 (including tax)

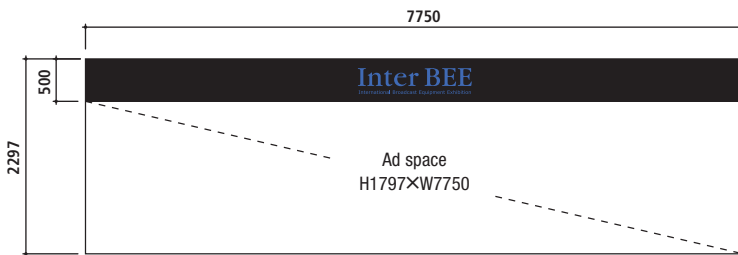
※When preparing digital data for the banners, leave more than 70 mm of text- and graphic-free space at the bottom because a tube will be inserted in this space to stabilize the banner.



※Image

⑤ West Entrance sign

Available spaces: 1 (both sides)  
 Size: 1,797 mm (h) x 7,750 mm (w)  
 Price: ¥ 735,000 (including tax)

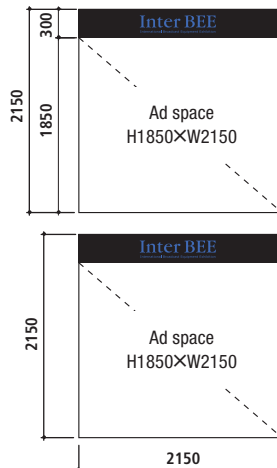


※Image

⑥ Exhibition Site entrance sign

Available spaces: 6 (both sides)  
 Size: 1,850 mm (h) x 2,150 mm (w)  
 Price: ¥ 735,000 (including tax)

- Hall4entrance Code 6-1
- Hall5entrance Code 6-2
- Hall5entrance Code 6-3
- Hall6entrance Code 6-4
- Hall7entrance Code 6-5
- Hall8entrance Code 6-6



※Image



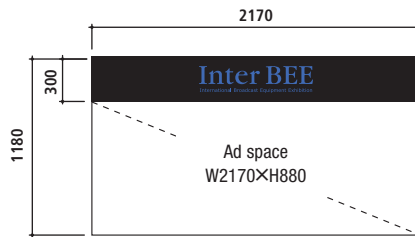
On-site Signboard Ads

⑦ Exhibition Site entrance door sign set

Code 7

Available spaces: 6 (both sides)  
 Size: 880 mm (h) x 2,170 mm (w)  
 Price: ¥ 735,000 (including tax)

- Hall4entrance Code 7-1
- Hall5entrance Code 7-2
- Hall5entrance Code 7-3
- Hall6entrance Code 7-4
- Hall7entrance Code 7-5
- Hall8entrance Code 7-6



※Image

⑧ Pillar-wrapping sign

Code 8

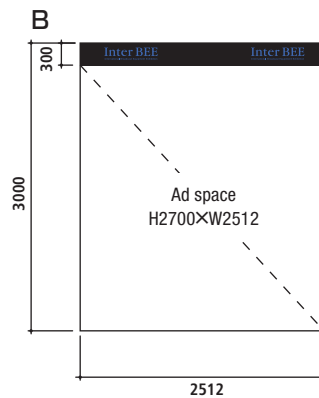
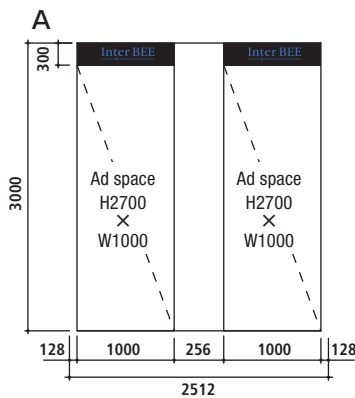
Available spaces: 4 (both sides)  
 Size: A 2,700 mm (h) x 1,000 mm (w)  
       B 2,700 mm (h) x 2,512 mm (w)  
 Price: ¥ 367,500 (including tax) / space

- Hall4 Code 8-1
- Hall6 Code 8-2
- Hall7 Code 8-3
- Hall8 Code 8-4



※Image

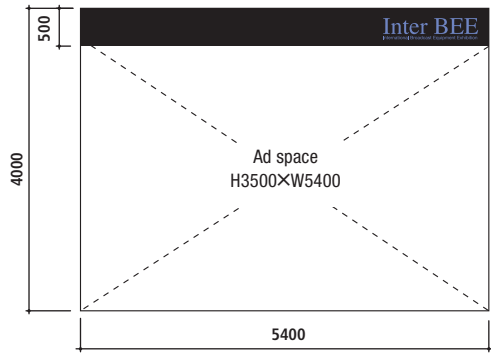
※When preparing digital data for the banners, leave more than 70 mm of text- and graphic-free space at the bottom because a tube will be inserted in this space to stabilize the banner.




On-site Signboard Ads

⑨ Banner over exhibitor's own booth

Available spaces: 1 (one side)  
 Size: 3,500 mm (h) x 5,400 mm (w)  
 Price: ¥ 1,155,000 (including tax)



Code 9

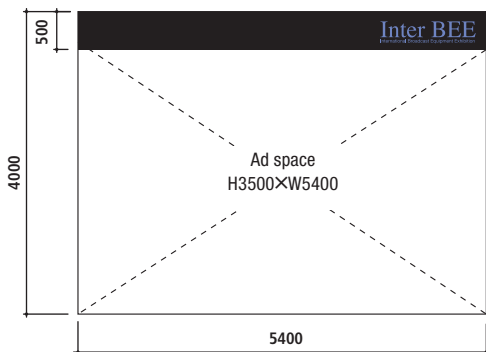


※Image

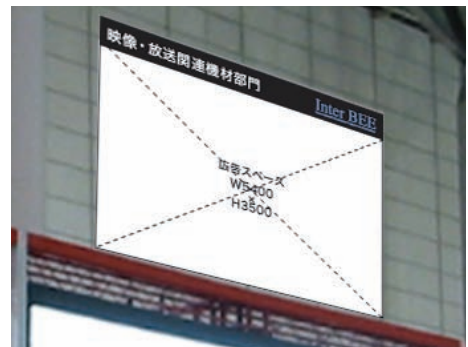
※When preparing digital data for the banners, leave more than 70 mm of text- and graphic-free space at the bottom because a tube will be inserted in this space to stabilize the banner.

⑩ Banner over exhibitor's own booth

Available spaces: 1(both sides)  
 Size: 3,500 mm (h) x 5,400 mm (w)  
 Price: ¥ 1,575,000 (including tax)



Code 10

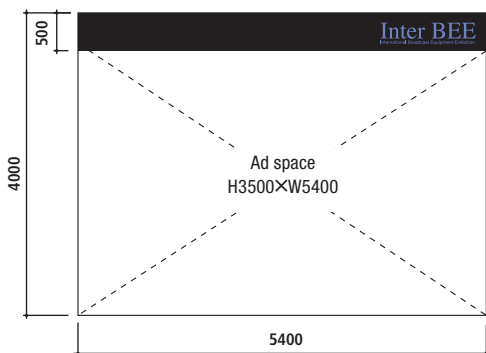


※Image

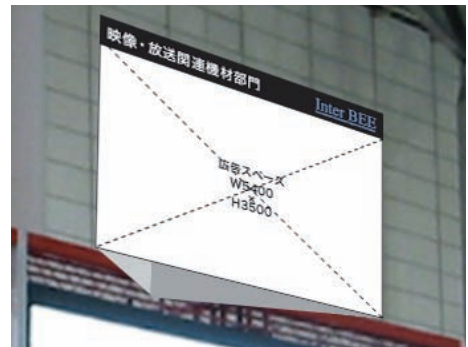
※When preparing digital data for the banners, leave more than 70 mm of text- and graphic-free space at the bottom because a tube will be inserted in this space to stabilize the banner.

⑪ Banner over exhibitor's own booth

Available spaces: 1(three sides)  
 Size: 3,500 mm (h) x 5,400 mm (w)  
 Price: ¥ 2,100,000 (including tax)



Code 11



※Image

※When preparing digital data for the banners, leave more than 70 mm of text- and graphic-free space at the bottom because a tube will be inserted in this space to stabilize the banner.